



SymbianGuru.com Your guru in mobile software.

www.symbianguru.com

support@symbianguru.com

My Portfolio v 1.0



by SymbianGuru

User Manual




SymbianGuru.com Your guru in mobile software.

www.symbianguru.com

support@symbianguru.com

Index

Index	2
General description.....	3
How to install My Portfolio.....	4
Working with My Portfolio	4
How to start	4
General information.....	4
Portfolio Update	6
History	7
How to uninstall My Portfolio.....	8
My Portfolio Support.....	8



SymbianGuru.com Your guru in mobile software.

www.symbianguru.com

support@symbianguru.com

General description

My Portfolio Software allows to update your portfolio from Google Finance in the real time on your mobile phone. You will always know your portfolio courses. You need no access to the PC. All you need is access to the internet and your login and password on your mobile phone.

Version 1.0 My Portfolio is compatible with **Series 60.3 Symbian** smart phones:

Nokia 3250	Nokia N73
Nokia 5500	Nokia N73 Music Edition
Nokia 5700	Nokia N75
Nokia 6120	Nokia N76
Nokia 6121	Nokia N77
Nokia 6110 Navigator	Nokia N80
Nokia E50	Nokia N81
Nokia E51	Nokia N91
Nokia E60	Nokia N91 8GB
Nokia E61	Nokia N92
Nokia E61i	Nokia N93
Nokia E62	Nokia N93i
Nokia E65	Nokia N95
Nokia E70	Samsung SGH-i520
Nokia E90	LG JoY
Nokia N71	



SymbianGuru.com Your guru in mobile software.

www.symbianguru.com

support@symbianguru.com

How to install My Portfolio

Please transfer the .jar and .jad file to your mobile phone via Bluetooth, IRDA or Cable. You should execute the .jar file and the installation process begins. After that follow the installation instructions on the mobile screen.

Working with My Portfolio

How to start

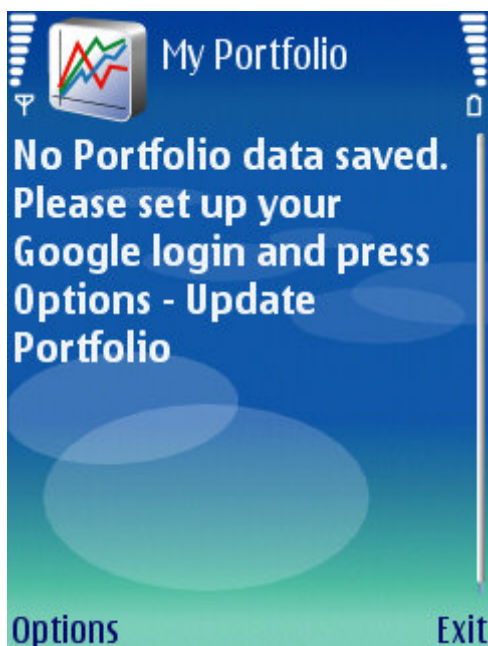
My Portfolio Application can be opened in following ways (depending on the phone):

- Clicking on the Menu button → My Portfolio
- Clicking on the Menu button → My Own/Programms → My Portfolio

General information

My Portfolio application is meant to keep you up to date with all the courses in Google Finance. You need only to have the valid login and password to your Google Finance portfolio.

At the first application start there is no data saved.



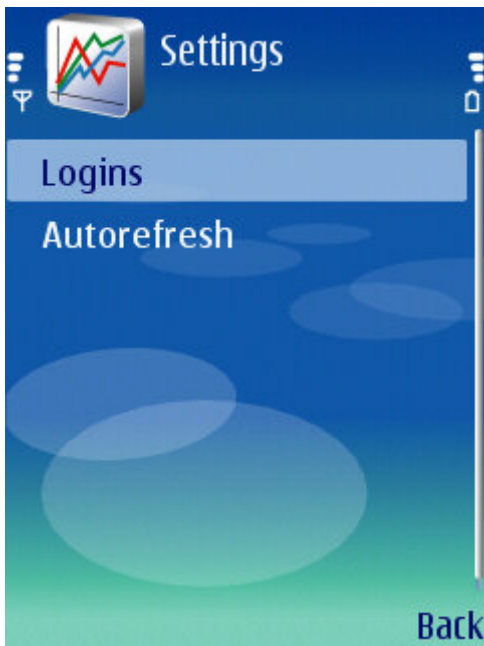


SymbianGuru.com Your guru in mobile software.

www.symbianguru.com

support@symbianguru.com


In order to start downloading all the data you need to press Options -> Settings -> Logins and enter your valid login and password:



After that you should Update your data, it will be shown to you as a list. All your portfolio will be shown to you as a list with following columns:

- Symbol
- Last Price
- Change in percent
- Mkt Cap

Attention: On some mobile phones in order to view the last column (Mkt Cap) of the list you should scroll to the right



SymbianGuru.com Your guru in mobile software.

www.symbianguru.com

support@symbianguru.com

Wed, 30 Jan 2008 10:36:41 GMT

Symbol	Last price	Change
EONGY	62.00	-0.45
GCHAX	24.60	0.01
.DIAU	383.21	-15.76
QQQQ	44.41	0.08
RHHBY	86.90	-1.60
TSCDY	25.05	0.25
UTX	73.18	-0.55
PBRA	0.00	-91.55
.DJI	12480.30	96.41

Options Exit

Tue, 29 Jan 2008 15:19:35 GMT

Symbol	Change	Mkt cap
E	0.00	125544.20
9	0.11	
3	0.01	
7	-9.40	
0	-0.13	19523.14
0	0.00	152673.63
0	0.00	64915.69
2	-0.61	72279.72
0	-0.75	238495.24
0	11.71	

Options Exit

In order to see the full details of every portfolio item you need to press Options -> Details menu.

Detail

Name :
E.ON AG (ADR)

Symbol :
EONGY

Last price :
62.45

Change :
0.00


Mkt cap :
125544.20

Volume :

Back

Portfolio Update

In order to update your portfolio you could do this in two ways:

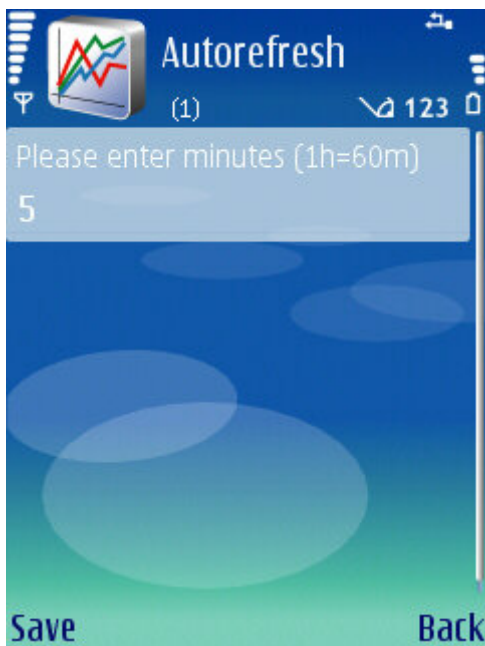


SymbianGuru.com Your guru in mobile software.

www.symbianguru.com

support@symbianguru.com

- **Manually** by pressing Options -> Update portfolio. You can update the portfolio manually any time you want.
- **Automatically** by setting the AutoRefresh function in minutes in Options -> Settings. You should set the number of minutes, after expiration of which the portfolio will be updated.



History

You have also ability to view history of Google finance courses' rates. If you want to record history you should set the Start date and the End date of history recording. After selecting the start and end date of history you should press the left soft key 'Connect'.

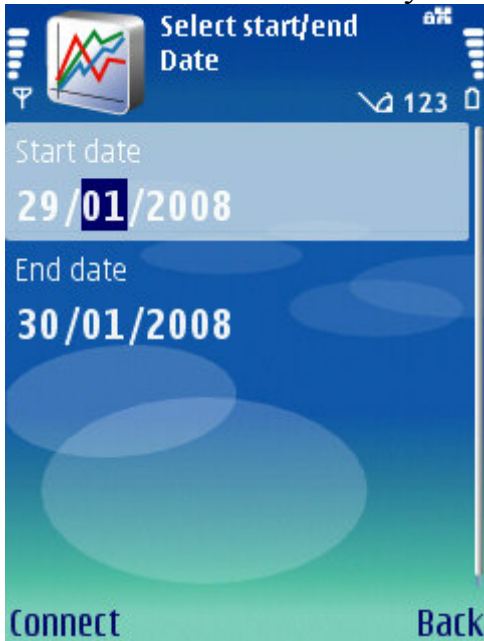


SymbianGuru.com Your guru in mobile software.

www.symbianguru.com

support@symbianguru.com

You will receive the history records with all the details of the Google Finance rates.



How to uninstall My Portfolio

In order to uninstall My Portfolio, please go to the Menu → System → Applications Manager, choose the My Portfolio Application from the list and uninstall it in the usual way.

My Portfolio Support

If you have any questions or concerns regarding the programm, please contact us at support@symbianguru.com. Our experienced support team will be glad to assist you.