



SymbianGuru.com Your guru in mobile software.

[www.symbianguru.com](http://www.symbianguru.com)


[support@symbianguru.com](mailto:support@symbianguru.com)

## Currencies v 1.0



by Symbian Guru

# User Manual




SymbianGuru.com Your guru in mobile software.

[www.symbianguru.com](http://www.symbianguru.com)

[support@symbianguru.com](mailto:support@symbianguru.com)

## Index

IndexGeneral description.....	2
General description.....	3
How to install Currencies .....	4
Working with Currencies.....	4
How to start .....	4
General information.....	4
Application in action .....	5
Currencies.....	5
Update rates .....	7
Exchange Rates .....	7
How to uninstall Currencies .....	8
Currencies Support.....	8



SymbianGuru.com Your guru in mobile software.

[www.symbianguru.com](http://www.symbianguru.com)

[support@symbianguru.com](mailto:support@symbianguru.com)

## General description

**Currencies Software** allows to update exchange rates from Central European Bank in the real time on your mobile phone. You will always know all the courses. You need no access to the PC. All you need is GPRS connection.

Version 1.0 Currencies is compatible with **Series 60.3 Symbian** smart phones:

Nokia 3250	Nokia N73
Nokia 5500	Nokia N73 Music Edition
Nokia 5700	Nokia N75
Nokia 6120	Nokia N76
Nokia 6121	Nokia N77
Nokia 6110 Navigator	Nokia N80
Nokia E50	Nokia N81
Nokia E51	Nokia N91
Nokia E60	Nokia N91 8GB
Nokia E61	Nokia N92
Nokia E61i	Nokia N93
Nokia E62	Nokia N93i
Nokia E65	Nokia N95
Nokia E70	Samsung SGH-i520
Nokia E90	LG JoY
Nokia N71	



SymbianGuru.com Your guru in mobile software.

[www.symbianguru.com](http://www.symbianguru.com)

[support@symbianguru.com](mailto:support@symbianguru.com)

## How to install Currencies

Please transfer the .jar and .jad file to your mobile phone via Bluetooth, IRDA or Cable. You should execute the .jar file and the installation process begins. After that follow the installation instructions on the mobile screen.

## Working with Currencies

### *How to start*

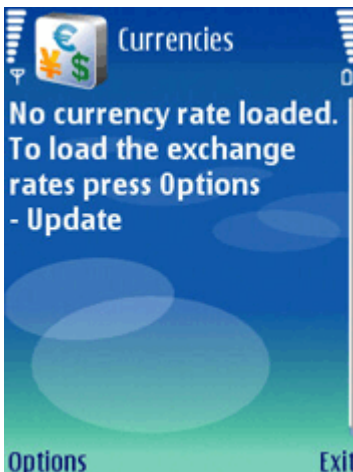
Currencies Application can be opened in following ways (depending on the phone):

- Clicking on the Menu button → Currencies
- Clicking on the Menu button → My Own/Programms → Currencies

### *General information*

Currencies application is meant to keep you up to date with exchange rates. There is unlimited amount of currencies that you may convert with currencies application.

At the first application start there is no data saved.



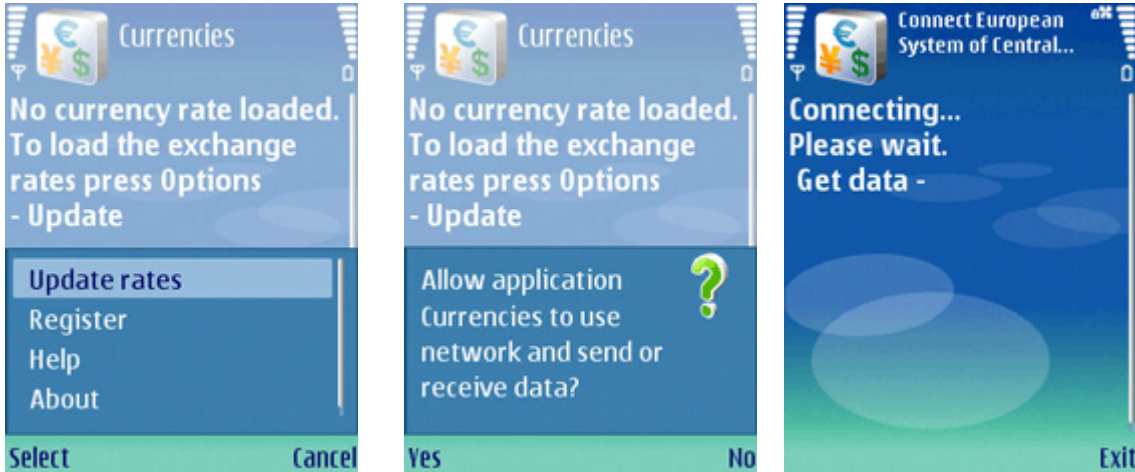
In order to start downloading all the data you need to press Options -> Update Rates:



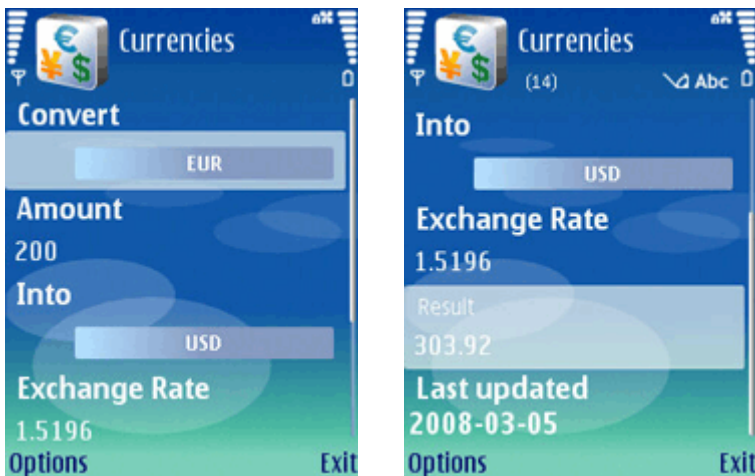
SymbianGuru.com Your guru in mobile software.

[www.symbianguru.com](http://www.symbianguru.com)

[support@symbianguru.com](mailto:support@symbianguru.com)



After that you will access to all currencies exchange rates and be able to use the currency converter with saved currencies.



## Application in action

### *Currencies*

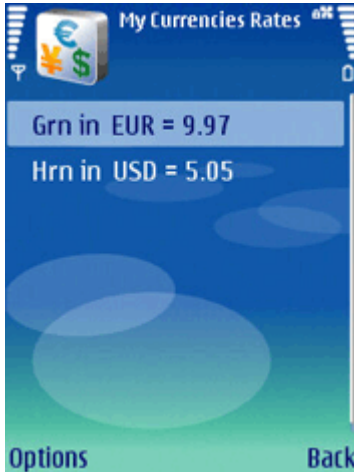
Application uses two types of currencies: the predefined ones and your own, which you can set in the My Currencies menu.



SymbianGuru.com Your guru in mobile software.

[www.symbianguru.com](http://www.symbianguru.com)

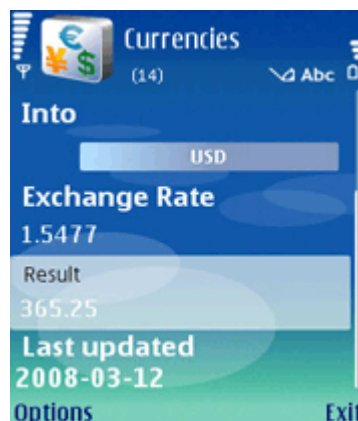
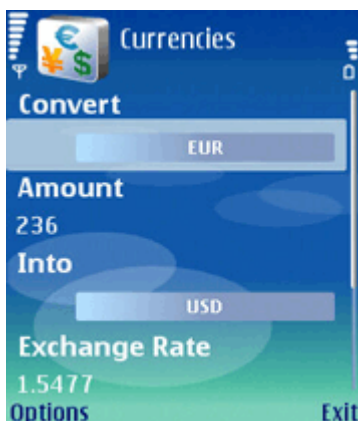
[support@symbianguru.com](mailto:support@symbianguru.com)




The predefined are downloaded from the European Central bank. You can easily define your own currencies in My Currencies option, set the exchange rates of your currency to one of the main currencies and to save it. As a rule your own currencies are listed at the end of the list.

After you download the exchange rates you can exchange currencies. You should enter the amount of currencies from which and to which you want to exchange. After that the software will automatically show you the result of this action. For example if you want to convert Euro into USD you will have the following field to fill:

1. The exchange currency which you want to convert
2. Amount of this currency
3. The exchange currency which you want to receive
4. The exchange rate according to which you currency will be converted
5. The result of conversion





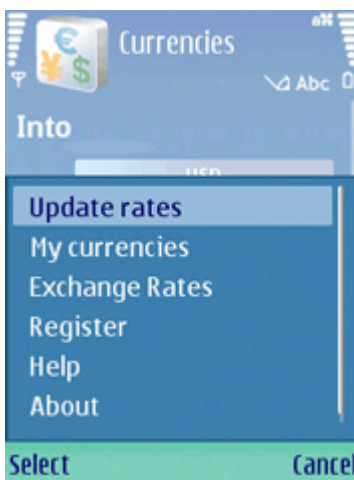
SymbianGuru.com Your guru in mobile software.

[www.symbianguru.com](http://www.symbianguru.com)

[support@symbianguru.com](mailto:support@symbianguru.com)

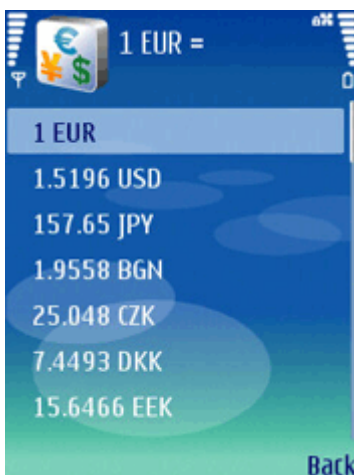
## ***Update rates***

You can update rates as often as you want To update it you should press left soft key Options -> Update rates. To view the last updated exchange rates you should go to Exchange Rates menu.



## ***Exchange Rates***

You can view the last updated rates in Exchange menu. Press left soft key Options -> Exchange rates. All the rates will be appeared in a form of a list with all the predefined currencies rates.





SymbianGuru.com Your guru in mobile software.

[www.symbianguru.com](http://www.symbianguru.com)

[support@symbianguru.com](mailto:support@symbianguru.com)

## How to uninstall Currencies

In order to uninstall Currencies, please go to the Menu → System → Applications Manager, choose the Currencies Application from the list and uninstall it in the usual way.

## Currencies Support

If you have any questions or concerns regarding the programm, please contact us at [support@symbianguru.com](mailto:support@symbianguru.com). Our experienced support team will be glad to assist you.