

SymbianGuru.com Your guru in mobile software.

www.symbianguru.com

support@symbianguru.com

BT Guard v 2.2



by SymbianGuru

User Manual




SymbianGuru.com Your guru in mobile software.

www.symbianguru.com

support@symbianguru.com

Index

Index.....	2
General description	3
How to install BT Guard	4
Working with BT Guard	4
How to start	4
General information	4
BT Settings	5
BT Guard is	5
Autostart	5
Change BT after	5
Set BT to.....	5
Ask	6
When BT connected.....	6
How to uninstall BT Guard	7
BT Guard Support.....	7



SymbianGuru.com Your guru in mobile software.

www.symbianguru.com

support@symbianguru.com


General description

BT Guard Software is a simple security application. It is meant to turn off Bluetooth automatically after it is some time on, in order to secure the mobile phone from unauthorized Bluetooth intervention and to save the phone battery.

BT Guard changes Bluetooth status automatically according to your settings. From now on you will not forget to turn off the Bluetooth: BT Guard will do it for you.

Version 2.2 BT Guard is compatible with **S60 3rd and S60 5th edition** smart phones:

Nokia 3250	Nokia E75
Nokia 5320 Express Music	Nokia E90
Nokia 5500	Nokia N71
Nokia 5630 Xpress Music	Nokia N73
Nokia 5700	Nokia N73 Music Edition
Nokia 5730 Xpress Music	Nokia N75
Nokia 6120	Nokia N76
Nokia 6121	Nokia N77
Nokia 6110 Navigator	Nokia N78
Nokia 6210 Navigator	Nokia N79
Nokia 6220 Classic	Nokia N80
Nokia 6290	Nokia N81
Nokia 6650	Nokia N82
Nokia 6710 Navigator	Nokia N85
Nokia 6720 Classic	Nokia N86 8 MP
Nokia E50	Nokia N91
Nokia E51	Nokia N91 8GB
Nokia E55	Nokia N92
Nokia E60	Nokia N93
Nokia E61	Nokia N93i
Nokia E61i	Nokia N95
Nokia E62	Nokia N96
Nokia E63	Nokia 5800 Xpress Music
Nokia E65	Nokia N97
Nokia E66	Samsung SGH-i520
Nokia E70	Samsung SGH-i560
Nokia E71	LG JoY



SymbianGuru.com Your guru in mobile software.

www.symbianguru.com

support@symbianguru.com

How to install BT Guard

Please transfer the .SIS file to your mobile phone via Bluetooth, IRDA or Cable. After that, follow the installation instructions on the mobile screen. You can install BT Guard either on your phone memory or on the MMC.

Working with BT Guard

How to start

BT Guard Application can be opened in following ways (depending on the phone):

- Clicking on the Menu button → BT Guard
- Clicking on the Menu button → My Own/Programs → BT Guard


General information

BT Guard application is meant to change your Bluetooth status automatically to secure your phone against Bluetooth attacks and unauthorized intrusion. You have a possibility to turn Bluetooth to On, invisible or turn it off.

At the application start you will see the main screen of the application with the list of all possible settings, which you are able to change.



The application is delivered with following default settings: Application is on, Bluetooth change its status after 5 minutes; Bluetooth will be changed to Off after the BT is 5 minutes on; when BT is connected you will not be interrupted.



SymbianGuru.com Your guru in mobile software.

www.symbianguru.com

support@symbianguru.com

When you press the left soft key Options you have the following possibilities:

- Register – allows to register application using reg.code
- Buy – allows to buy application using your credit card
- Help – short info for user to use the software
- About – short info about company and contacts

BT Settings

BT Guard Settings are placed in the main application screen. You can adjust following settings:

BT Guard is

BT Guard can be set to Active or Inactive. If you want to activate application and make your Bluetooth change automatically, you should press the Fire Button and the value in the field 'BT Guard is' should change to 'Active', to deactivate it press Fire Button once again and the BT Guard will be deactivated, the value will be changed to 'Inactive'.

Autostart


At the first application start you will be prompted to turn the Autostart option On. This means that application will be started every time the phone starts, so you will not have to start it manually each time. You will be able to change this option when setting Autostart to Off.

Change BT after

This option by default is set to 5 minutes. If you set this option to 10 minutes, for example, in 10 minutes after your have turned your Bluetooth on, its status will be changed.

Set BT to

This option defines the status of your Bluetooth. There are two possible statuses available: 'On, invisible' and 'Off'. If you set 'On, invisible' your Bluetooth will be turned on, but will be invisible to others, which help you to protect your phone from



SymbianGuru.com Your guru in mobile software.

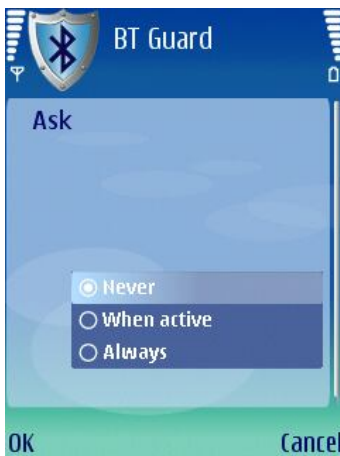
www.symbianguru.com

support@symbianguru.com

unnecessary interruption. When being invisible, you will be able to do everything with your BT as usual, you will only not be able to receive the files, as other BT devices will not see your mobile.

Also you can turn your Bluetooth off by selecting option 'Off'. This option will save your battery life a lot.

Ask




When it is time to change your Bluetooth status the application can ask you for confirmation. There are three values available:

- Always: the application will always ask you for confirmation
- Never: the application will never ask you for confirmation
- When active: the application will only ask you if it detects the active BT connection (for example when you are sending a file via BT at this moment, in order not to interrupt you)

When BT connected

This option allows to activate the notification message about the BT status change if the BT is actively connected (for example when BT Headset is active). If you wish not to be interrupted, you can turn this option off by selecting 'No action'.



SymbianGuru.com Your guru in mobile software.

www.symbianguru.com

support@symbianguru.com

How to uninstall BT Guard

In order to uninstall BT Guard, please go to the Menu → System → Applications Manager, choose the BT Guard Application from the list and uninstall it in the usual way.

BT Guard Support

If you have any questions or concerns regarding the programm, please contact us at support@symbianguru.com. Our experienced specialists are always ready to help you.