



SymbianGuru.com Your guru in mobile software.

[www.symbianguru.com](http://www.symbianguru.com)


[support@symbianguru.com](mailto:support@symbianguru.com)

## **BT Guard v 2.4**



**by SymbianGuru**

# **User Manual**



SymbianGuru.com Your guru in mobile software.

[www.symbianguru.com](http://www.symbianguru.com)

[support@symbianguru.com](mailto:support@symbianguru.com)

## Index

Index .....	2
General description.....	3
How to install BT Guard .....	4
Working with BT Guard.....	4
How to start .....	4
General information.....	5
BT Settings .....	7
BT Guard is .....	7
Autostart .....	7
Change BT after.....	8
Set BT to.....	8
Ask.....	8
When BT connected .....	9
How to uninstall BT Guard .....	9
BT Guard Support .....	10



SymbianGuru.com Your guru in mobile software.

[www.symbianguru.com](http://www.symbianguru.com)

[support@symbianguru.com](mailto:support@symbianguru.com)

## General description

**BT Guard Software** is a simple security application. It is meant to turn off Bluetooth automatically after it is some time on, in order to secure the mobile phone from unauthorized Bluetooth intervention and to save the phone battery.

BT Guard changes Bluetooth status automatically according to your settings. From now on you will not forget to turn off the Bluetooth: BT Guard will do it for you.

Version 2.4 BT-Guard is compatible with Symbian^3, Symbian Anna, Symbian Bella and Series **60.3/60.5** smart phones:

Nokia 3250	Nokia E65
Nokia 500	Nokia E66Nokia E7
Nokia 5320 Express Music	Nokia E71
Nokia 5500	Nokia E75
Nokia 5630 Xpress Music	Nokia E90
Nokia 5700	Nokia N71
Nokia 5730 Xpress Music	Nokia N73
Nokia 603	Nokia N73 Music Edition
Nokia 6120	Nokia N75
Nokia 6121	Nokia N76
Nokia 6110 Navigator	Nokia N77
Nokia 6210 Navigator	Nokia N78
Nokia 6220 Classic	Nokia N79
Nokia 6290	Nokia N8
Nokia 6650	Nokia N80
Nokia 700	Nokia N81
Nokia 701	Nokia N82
Nokia 702T	Nokia N85
Nokia 801T	Nokia N86 8 MP
Nokia 6710 Navigator	Nokia N91
Nokia 6720 Classic	Nokia N91 8GB
Nokia C6-01	Nokia N92
Nokia C7-00	Nokia N93
Nokia C7 Astound	Nokia N93i
Nokia E50	Nokia N95
Nokia E51	Nokia N96
Nokia E55	Nokia 5800 Xpress Music



SymbianGuru.com Your guru in mobile software.

[www.symbianguru.com](http://www.symbianguru.com)

[support@symbianguru.com](mailto:support@symbianguru.com)

Nokia E6  
Nokia E60  
Nokia E61  
Nokia E61i  
Nokia E62  
Nokia E63

Nokia N97  
Nokia T7  
Nokia X7  
Nokia Oro  
Samsung SGH-i520  
Samsung SGH-i560

## How to register BT-Guard

The trial version of the software is limited for 10 days. The full version of the software is obtained by a license code provided upon purchase. The license code is based on the unique IMEI provided and the application can be used exclusively on the device it is licensed for. The license cannot be retrieved and applied to other devices. You can also buy the software directly from your mobile phone using your credit card. To buy the software you should press Options – Buy and follow the instructions.

## How to install BT Guard

Please transfer the .SIS file to your mobile phone via Bluetooth, IRDA or Cable. After that, follow the installation instructions on the mobile screen. You can install BT Guard either on your phone memory or on the MMC.

### ***General information***

BT Guard application is meant to change your Bluetooth status automatically to secure your phone against Bluetooth attacks and unauthorized intrusion. You have a possibility to turn Bluetooth to On, invisible or turn it off.


At the application start you will see the main screen of the application with the list of all possible settings, which you are able to change.

## Working with BT Guard

### ***How to start***

BT Guard Application can be opened in following ways (depending on the phone):

- Clicking on the Menu button → BT Guard
- Clicking on the Menu button → My Own/Programs → BT Guard



SymbianGuru.com Your guru in mobile software.

[www.symbianguru.com](http://www.symbianguru.com)

[support@symbianguru.com](mailto:support@symbianguru.com)

## ***First Application Start***

At first application start you will be shown the message to activate the Autostart or to turn it Off. You will be able to change this option also in the software settings afterwards.



At first application start, you will have the following default settings:

- Application is on;
- Bluetooth change its status after 5 minutes;
- Bluetooth will be changed to off after the BT is 5 minutes on;
- When BT is connected you will not be interrupted.



SymbianGuru.com Your guru in mobile software.


[www.symbianguru.com](http://www.symbianguru.com)

[support@symbianguru.com](mailto:support@symbianguru.com)



When you press the left soft key Options you have the following possibilities:

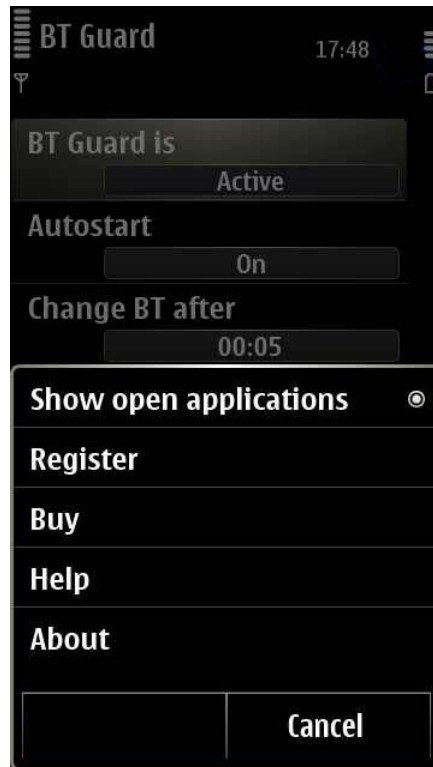
- Register – allows to register application using registration code
- Buy – allows to buy application using your credit card
- Help – short info for user to use the software
- About – short info about company and contacts



SymbianGuru.com Your guru in mobile software.

[www.symbianguru.com](http://www.symbianguru.com)

[support@symbianguru.com](mailto:support@symbianguru.com)



## BT Settings

BT Guard Settings are placed in the main application screen. You can adjust following settings:

### ***BT Guard is***

BT Guard can be set to Active or Inactive. If you want to activate application and make your Bluetooth change automatically, you should press the Fire Button and the value in the field 'BT Guard is' should change to 'Active', to deactivate it press Fire Button once again and the BT Guard will be deactivated, the value will be changed to 'Inactive'.

### ***Autostart***

At the first application start you will be prompted to turn the Autostart option On. This means that application will be started every time the phone starts, so you will not have to start it manually each time. You will be able to change this option when setting Autostart to Off.



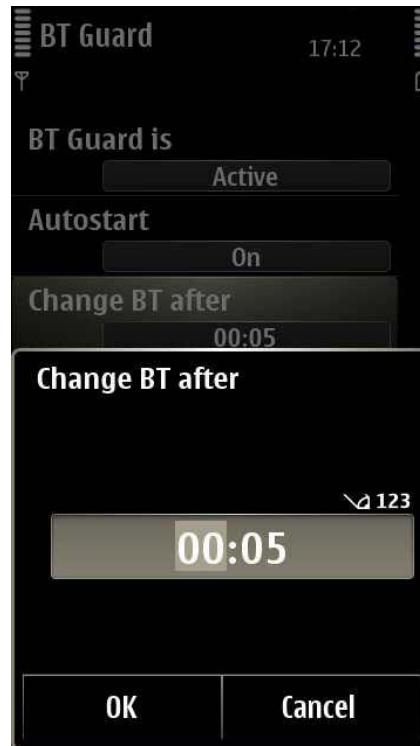
SymbianGuru.com Your guru in mobile software.

[www.symbianguru.com](http://www.symbianguru.com)

[support@symbianguru.com](mailto:support@symbianguru.com)

### ***Change BT after***

This option by default is set to 5 minutes. If you set this option to 10 minutes, for example, in 10 minutes after you have turned your Bluetooth on, its status will be changed.




### ***Set BT to***

This option defines the status of your Bluetooth. There are two possible statuses available: 'On, invisible' and "Off". If you set "On, invisible" your Bluetooth will be turned on, but will be invisible to others, which help you to protect your phone from unnecessary interruption. When being invisible, you will be able to do everything with your BT as usual, you will only not be able to receive the files, as other BT devices will not see your mobile.

Also you can turn your Bluetooth off by selecting option "Off". This option will save your battery life a lot.

### ***Ask***





SymbianGuru.com Your guru in mobile software.

[www.symbianguru.com](http://www.symbianguru.com)

[support@symbianguru.com](mailto:support@symbianguru.com)



When it is time to change your Bluetooth status the application can ask you for confirmation. There are three values available:

- Always: the application will always ask you for confirmation
- Never: the application will never ask you for confirmation
- When active: the application will only ask you if it detects the active BT connection (for example when you are sending a file via BT at this moment, in order not to interrupt you)

### ***When BT connected***

This option activates the notification message about the BT status change if the BT is actively connected (for example when BT Headset is active). If you wish not to be interrupted, you can turn this option off by selecting 'No action'.

**Note!** All changes made by you will be active even if you will exit the application.

### **How to uninstall BT Guard**

In order to uninstall BT Guard, please go to the Menu → System → Applications Manager, choose the BT Guard Application from the list and uninstall it in the usual way.



SymbianGuru.com Your guru in mobile software.

[www.symbianguru.com](http://www.symbianguru.com)

[support@symbianguru.com](mailto:support@symbianguru.com)

## **BT Guard Support**

If you have any questions or concerns regarding the programm, please contact us at [support@symbianguru.com](mailto:support@symbianguru.com). Our experienced specialists are always ready to help you.