



K. Shpunt u. R. Litkova 5Pro Software GbR
Im Technologiepark 1, 15236 Frankfurt(Oder), DE

Auto Profiles 1.0 **(Android)**

by 5Pro Software

User Manual



K. Shpunt u. R. Litkova 5Pro Software GbR
Im Technologiepark 1, 15236 Frankfurt(Oder), DE

Content

General description	3
Working with AutoProfiles	4
How to start	4
General information	4
Profiles	4
Schedule	6
Editor	8
AutoProfiles Support	12

General description

AutoProfiles by 5Pro-Software is an application that allows user to create and change mobile profiles automatically according to user defined. AutoProfiles app creates profiles on your mobile and let you schedule them. You can create your own profiles with ringtone, notifications and vibration customization or use the predefined ones. All profiles can be scheduled according to your personal preferences. Profile change will be made silently according to schedule.

Working with AutoProfiles

How to start

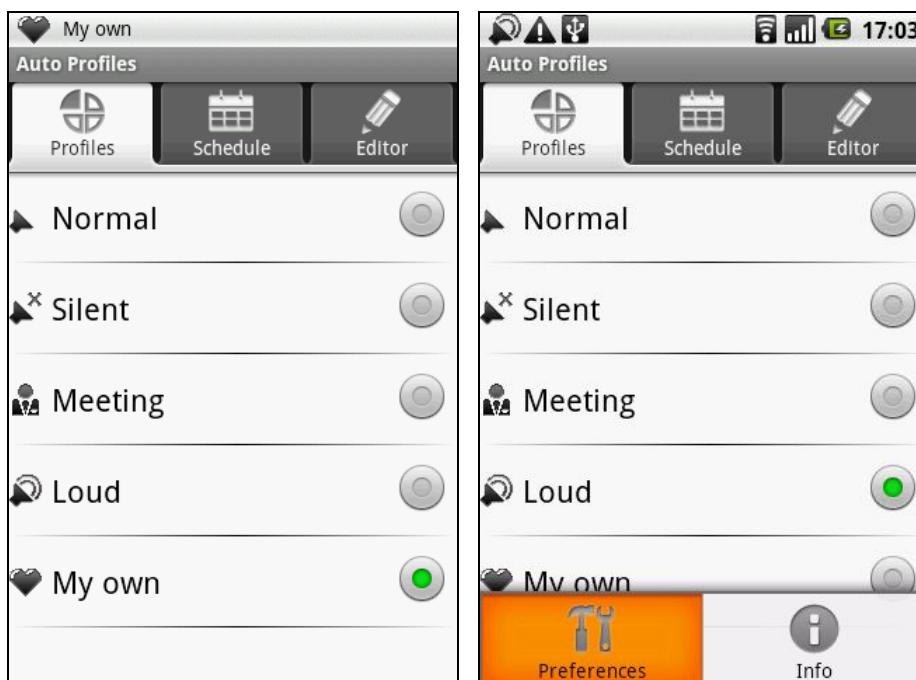
Auto Profiles Application can be opened by clicking on the button Auto Profiles.

General information

Auto Profiles is meant to create and switch profiles manually and automatically (scheduler based) according to one's schedule. It allows setting a Profile on definite time and day of the week or recurring on the particular date and time.

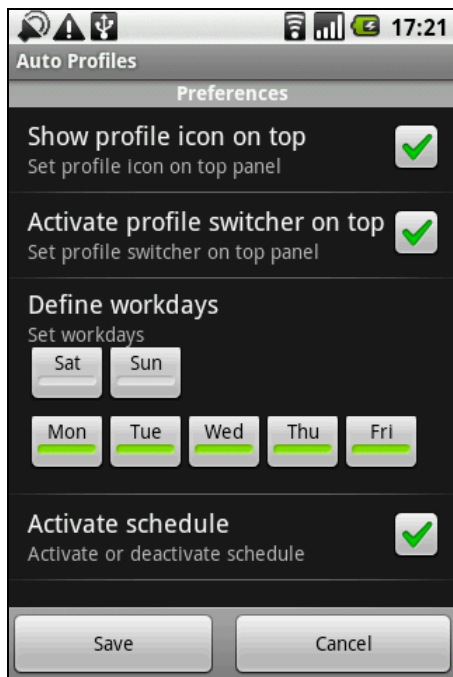
The application is fully customizable according to the users needs. There are following options available in the application screens that has to be adjusted:

Profiles



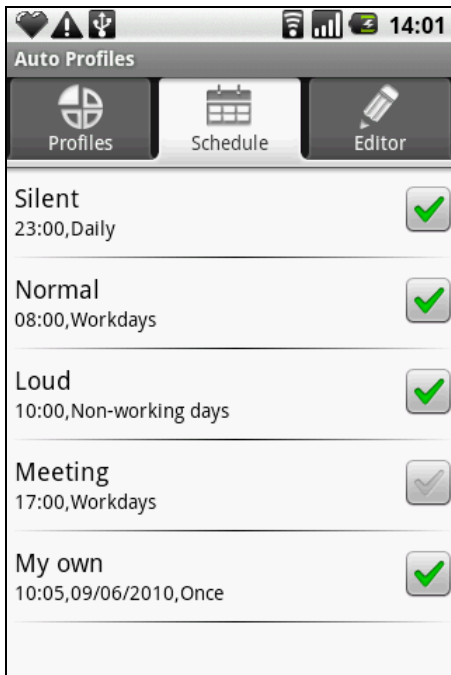
To activate the specific profile you should touch its name on the Profiles list. When profile will be activated, the appropriate icon will appear on the status bar.

You can access Preferences of Auto Profiles with one click on the Preferences button of the menu.

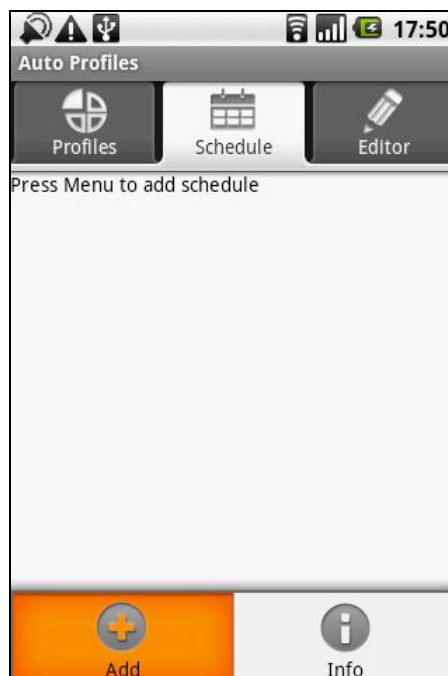
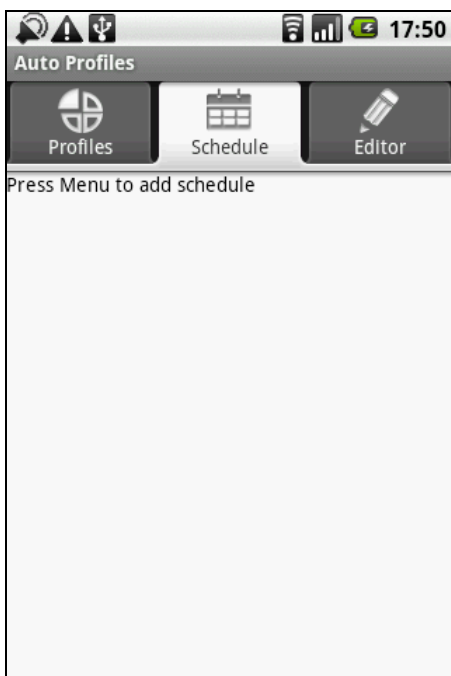


- Show profile icon on top (you can activate/deactivate the icon showing on the top pane)
- Activate profile switcher on top (you can activate/deactivate quick launch of the profile switcher on the top pane)
- Define workdays (define work days for workdays schedule condition by ticking the needed days of the week; the default work days in the check-box are Monday, Tuesday, Wednesday, Thursday and Friday, which you can change up to your wishes)
- Activate schedule (you can activate/deactivate schedule working)

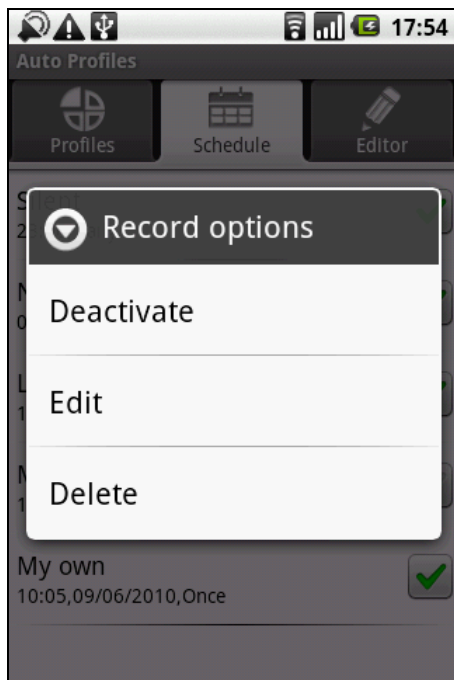
Schedule



At the first application start there are no schedule records. To create new schedule record press Menu button -> Add.



To activate/deactivate the specific Schedule record you should touch the check box near its name on the Schedule list. To get Schedule record Options you should touch and hold its name on the Schedule list.



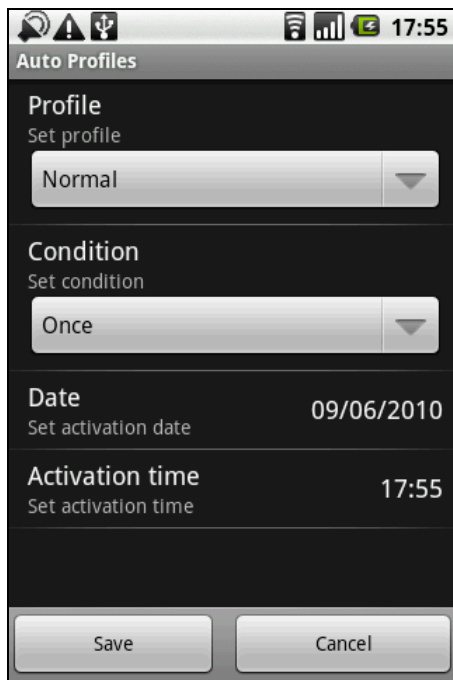
Schedule record contains following fields:

- **Profile** (please choose here profile you are making schedule for)
- **Condition** (select how often your new schedule will be executed)

The program supports 7 conditions:

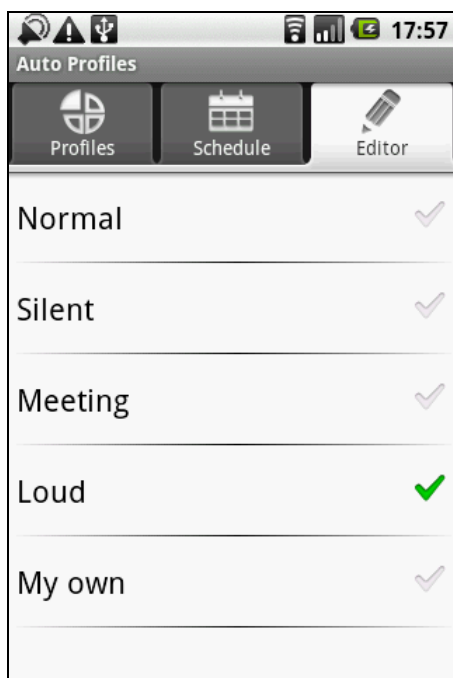
- ✓ Once: The schedule activates at a specified date and time.
- ✓ Workdays: The schedule activates every working day at the specified time.
- ✓ Non-working days: The schedule activates every weekend at the specified time.
- ✓ Daily: The schedule activates at a specified time every day.
- ✓ Weekly: The schedule activates at a specified time on the same day every week.
- ✓ Monthly: The schedule activates at a specified time on the same day every month.
- ✓ Yearly: The alarm activates at a specified time on the same day every year.

- **Date** (select when the schedule should be activated, in case of condition <Once> point the date of profile schedule activation)
- **Activation time** (choose the time of profile schedule activation)

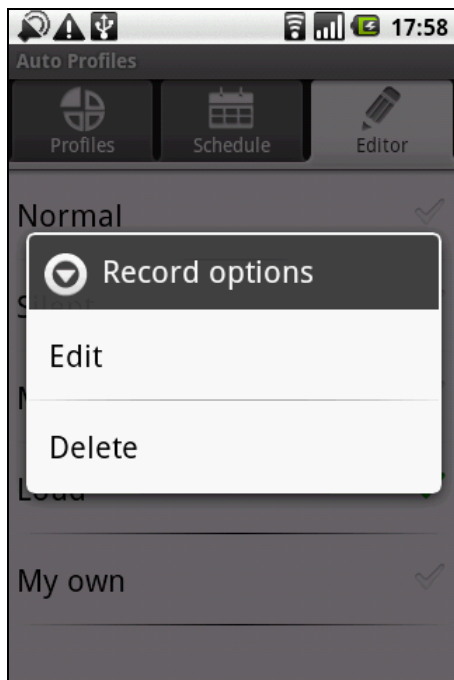


Tapping the Add menu item you can create new Schedule record (Schedule record editor will be opened).

Editor

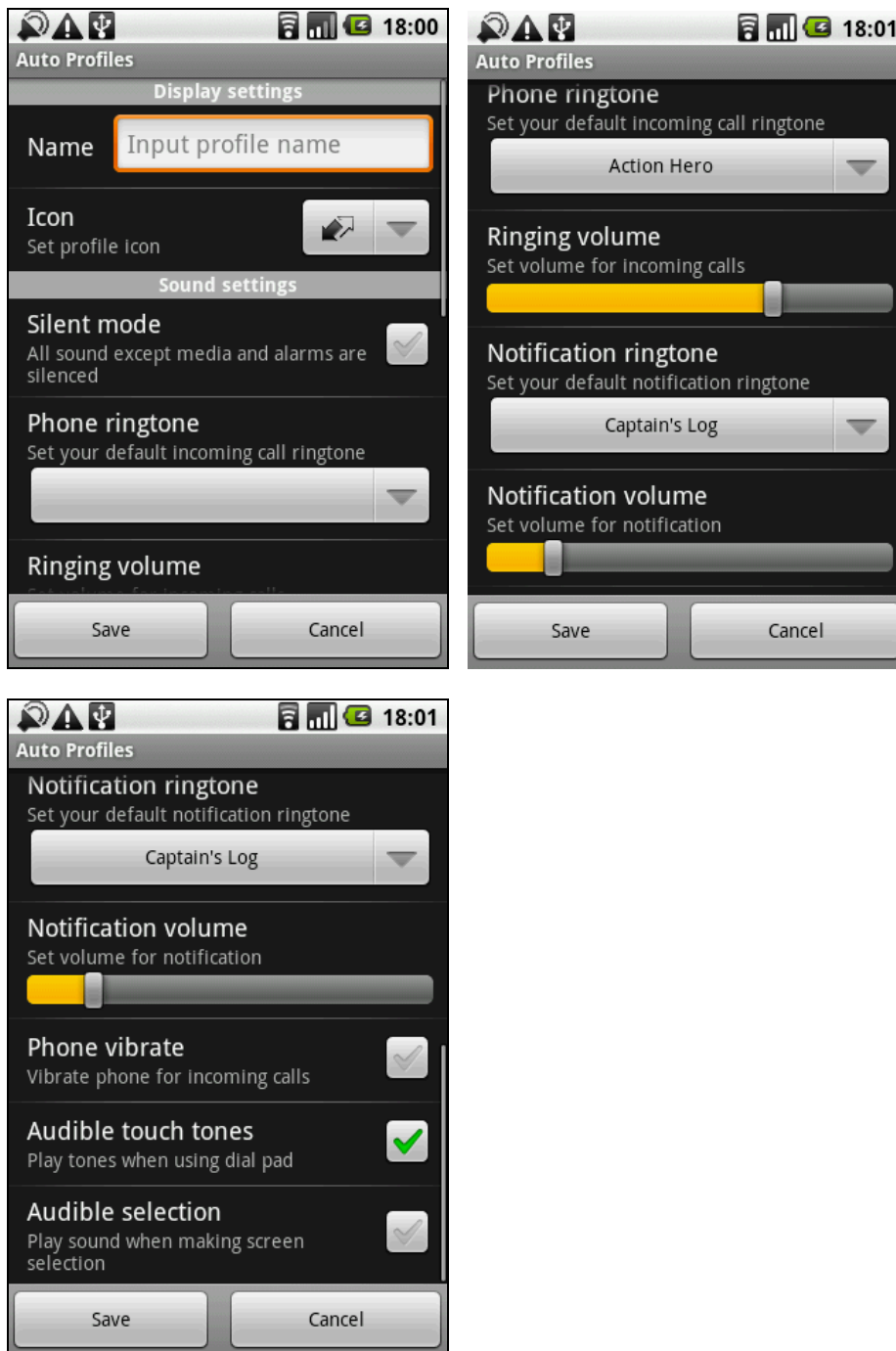


To get Profile options you should touch its name on the Schedule list.

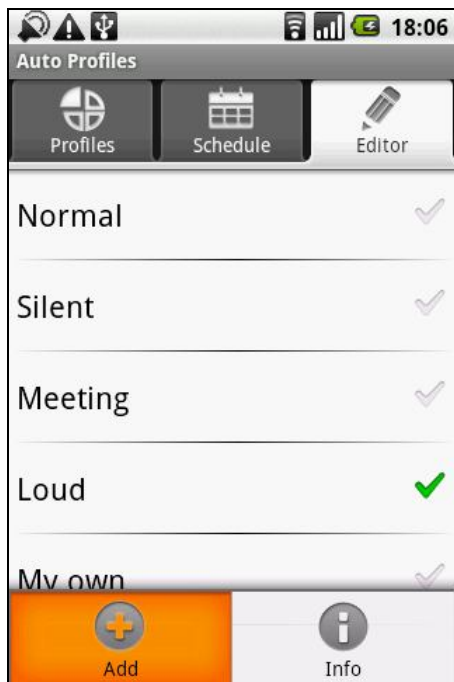


Profile record contains following fields:

- Name
- Icon
- Phone ringtone
- Ringing volume
- Notification ringtone
- Notification volume
- Phone vibrate (On/Off)
- Audible touch tones (On/Off)
- Audible selections (On/Off)



Tapping the Add menu item you can create new Profile (Profile editor will be opened).





K. Shpunt u. R. Litkova 5Pro Software GbR
Im Technologiepark 1, 15236 Frankfurt(Oder), DE

AutoProfiles Support

If you have any questions or concerns regarding the programm, please contact us at android@5pro-software.com . Our experienced specialists are always ready to help you.